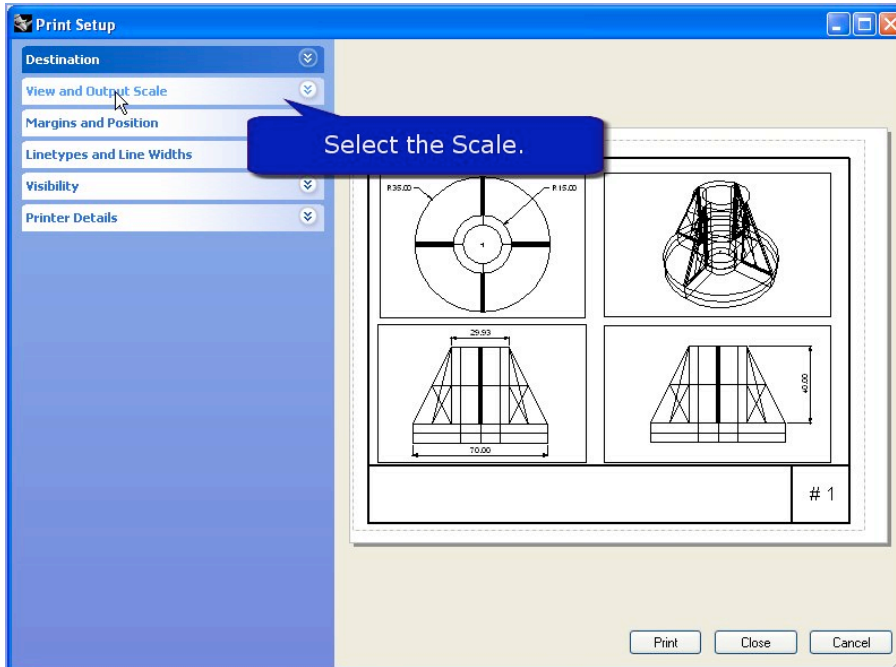




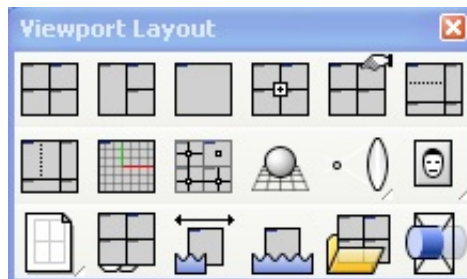
Rhino Visual Tips 4.0

Print and Layouts.

Learn how to layout and print to scale your drawings.

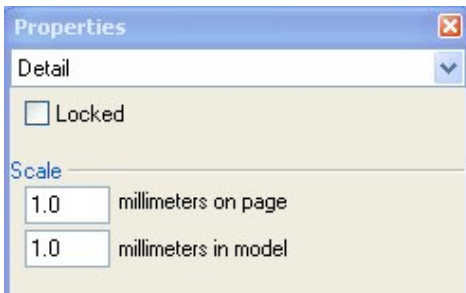


Learn how to set up your drawings before you print them to any scale. You can have many detail views in your print layout.



Key things to remember.

Rhino 4.0 comes with many new tools to make printing technical drawings much easier. With the help of the sheet layout toolbar, you can organize your views at a time. Print them to scale and even add photos to your technical drawings. If you are organized and create a template with the right dimensions and layers, you will be ready to print at any moment.



Notes: Now it is easier than ever to create detail views before you print. You can scale each view and even shade or render the view. You can add logos and bitmaps to our drawings and print them too. You can even select the scale to each view individually.

