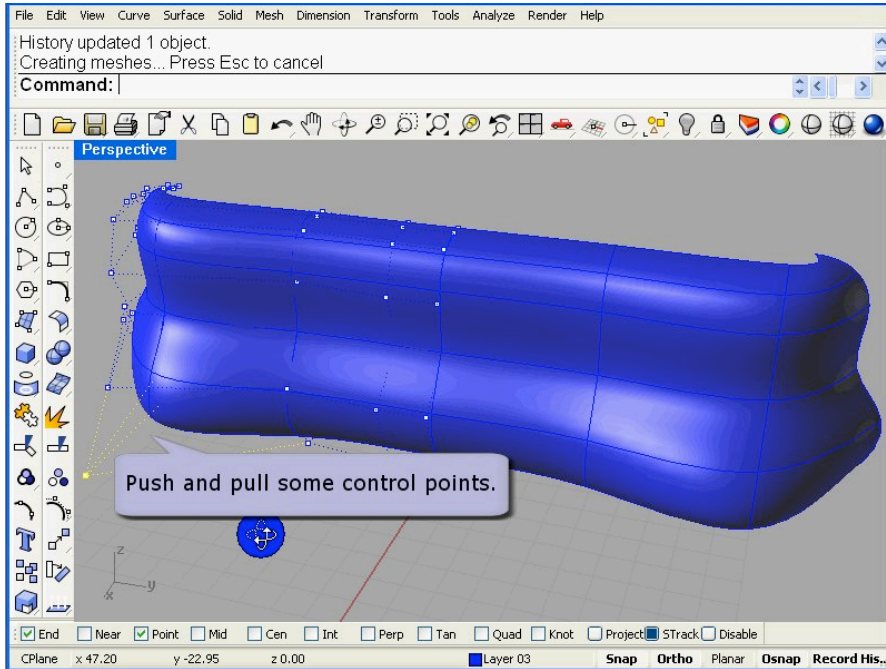




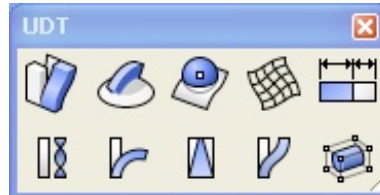
Rhino Visual Tips 4.0

Transform

Learn how to modify objects with a wide range a tools.




After you create objects, you will learn how you can move and edit them to produce complex and detailed variations. Try all the new UDT tools in Rhino 4.0



Key things to remember.

Transform brings new tools to Rhino 4.0. Among them are the new UDT tools. Known as Universal Deformation Tools. You should get familiar with each one of the UDT tools. Also, many of the transform tools work along with history. Therefore, it is important to know which commands allow you to work with history.



Notes: There are other toolbars inside the main transform toolbar. One of them is the **Scale** Toolbar. Another toolbar that you will use all the time is the **Array** toolbar. There are some exercises that show how the Array command works with History too.

